APPENDIX A
Crease Markings

(a) All One Day and Twenty20 Matches

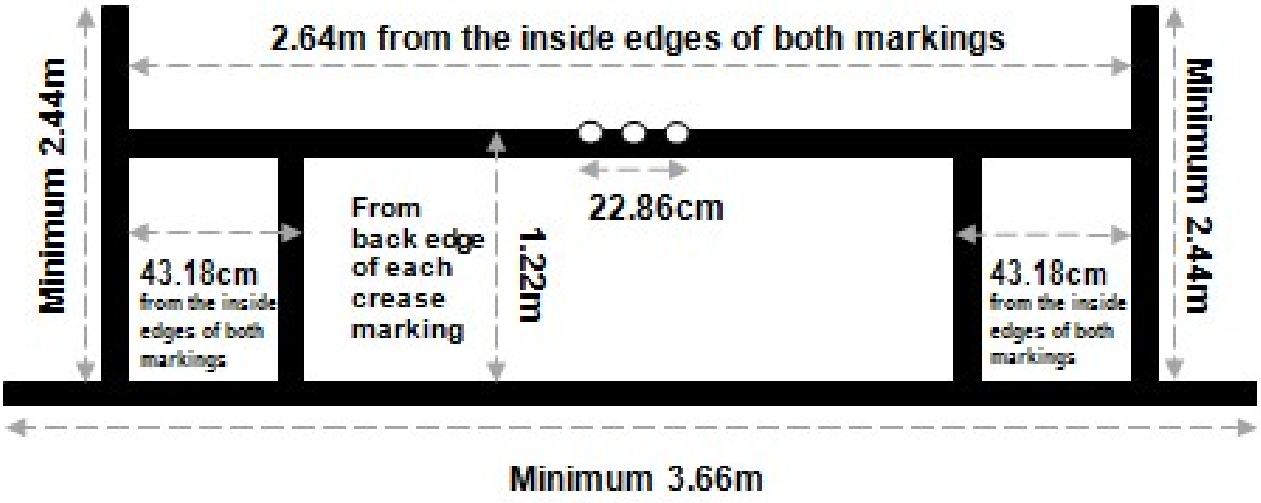

(b) Two-Day Matches

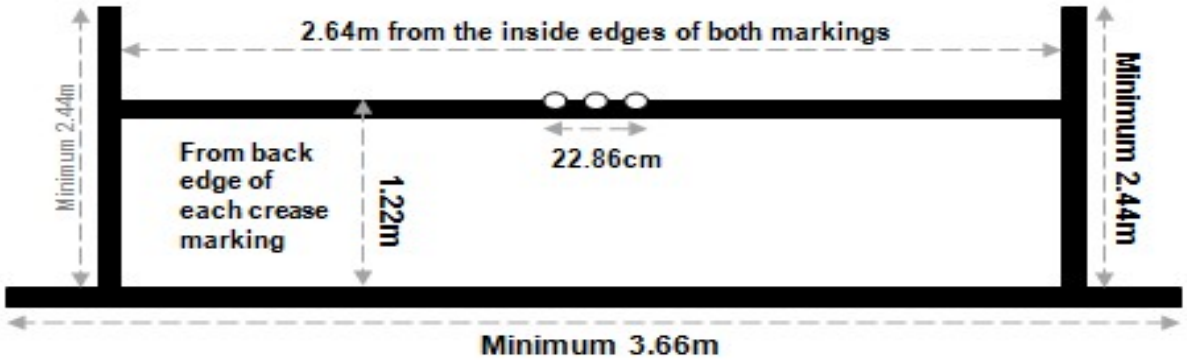

The pitch markings outlined above are in addition to other markings specified in the Laws of Cricket (see Laws 7, 8 and 9), including the protected area (danger zone) markings.

The Danger Zone
This is an imaginary area in the middle of the pitch. It is defined by two small marks (no longer than two inches) at both ends of the pitch one foot either side of middle stump. This shows the width of the danger zone. There are two other markings (again no more than two inches in length) five feet forward of the popping crease on either side of the pitch. These show the length of the danger zone. It is important to mark these in as players are not allowed in this area. The umpires use these small lines to define the danger zone.

APPENDIX B
Protected Area Markings

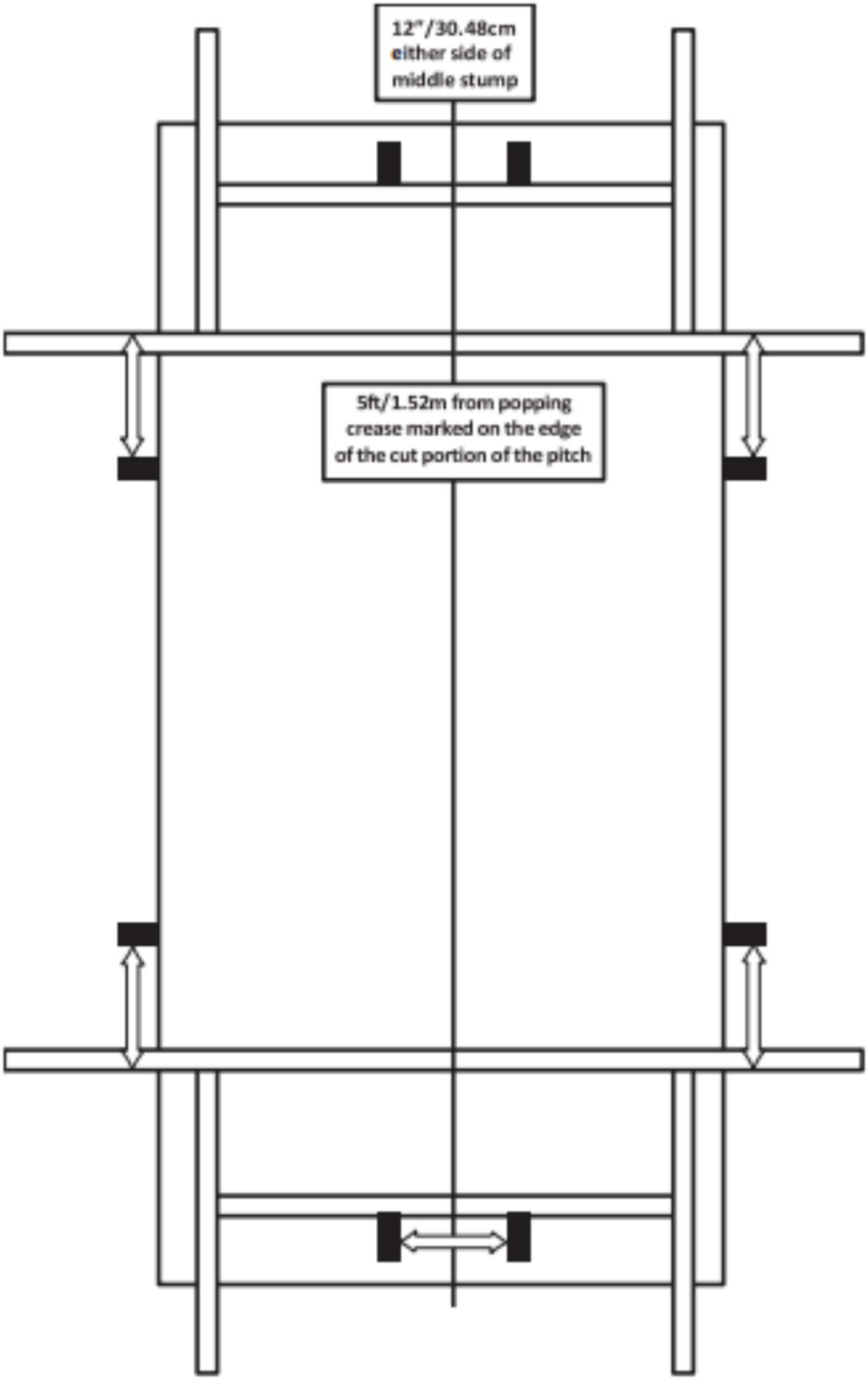

APPENDIX C
Fielding Restrictions Marking – 1st & 2nd Grade

The following fielding restrictions shall apply to 1st & 2nd Grade One-Day and Twenty/20 matches:

(a) Two semicircles shall be drawn on the field of play. The semicircles shall have as their centre the middle stump at either end of the pitch. The radius of each of the semicircles shall be 30 yards (27.43 metres). The semicircles shall be linked by two parallel straight lines drawn on the field. The fielding restriction areas should be marked by continuous painted white lines or 'dots' at 5 yard (4.57 metres) intervals, each 'dot' to be covered by white plastic or rubber (but not metal) disc measuring 7 inches (18 cm) in diameter.

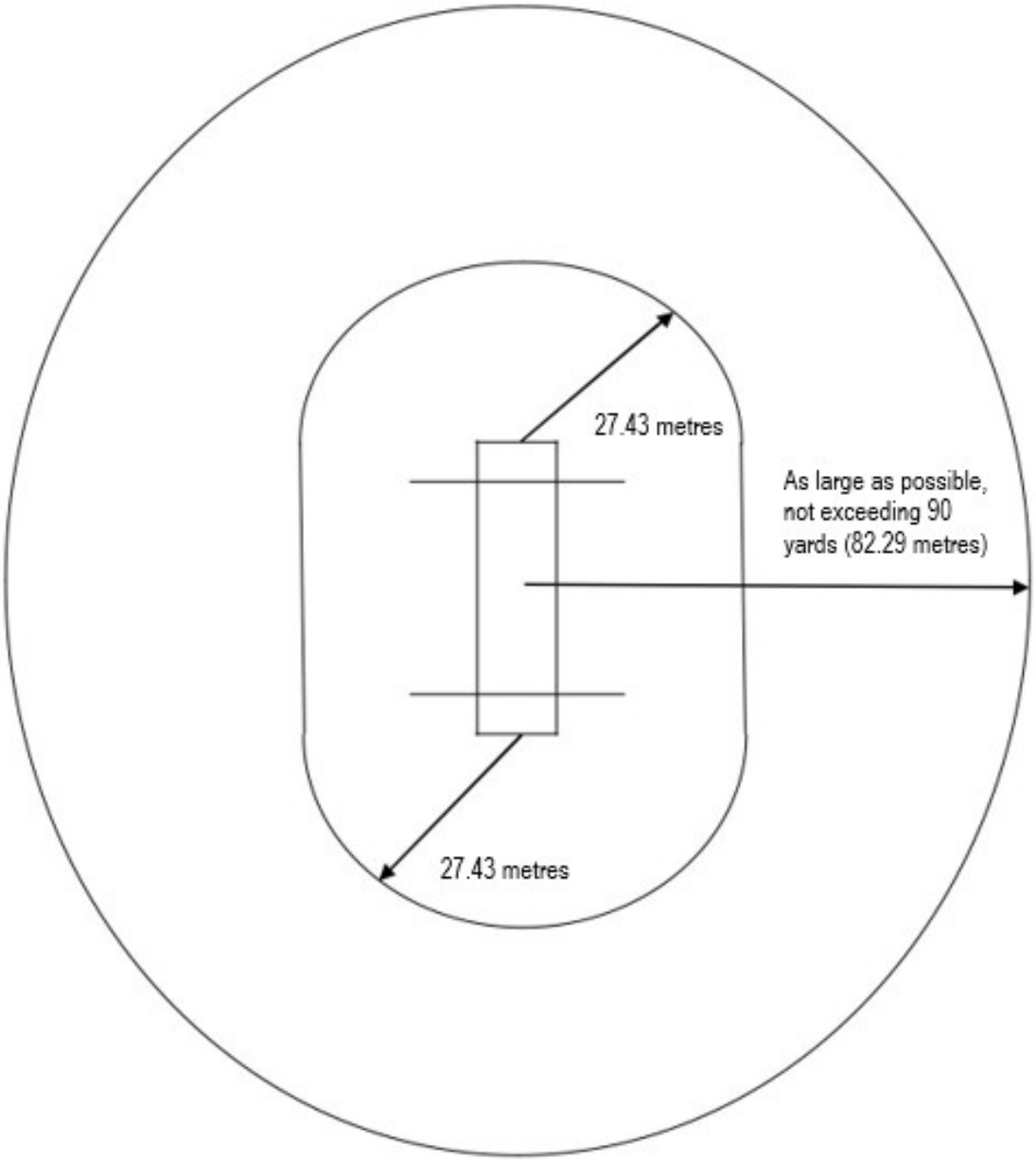

APPENDIX D
Fielding Restrictions Marking – Female Competition

The following fielding restrictions shall apply to Female One-Day and Twenty/20 matches:

(a) Two semicircles shall be drawn on the field of play. The semicircles shall have as their centre the middle stump at either end of the pitch. The radius of each of the semicircles shall be 30 yards (27.43 metres). The semicircles shall be linked by two parallel straight lines drawn on the field. The fielding restriction areas should be marked by continuous painted white lines or 'dots' at 5 yard (4.57 metres) intervals, each 'dot' to be covered by white plastic or rubber (but not metal) disc measuring 7 inches (18 cm) in diameter.

